

Polycom® RealPresence® Desktop for Windows®

What's New in Release 3.8.1	1
Release History	3
Security Updates	5
Hardware and Software Requirements	5
Install RealPresence Desktop	6
Upgrade RealPresence Desktop	9
Uninstall RealPresence Desktop Using Code Commands	10
Configuring RealPresence Desktop Using Code Commands	10
Products Tested with this Release	11
System Constraints and Limitations	12
Interoperability Issues	12
System Capabilities and Constraints	13
Resolved Issues	16
Known Issues	16
Known Limitations for Windows 10	18
Enterprise Scalable Video Coding (SVC) Mode	18
Access Media Statistics	20
About AES Encryption	22
Preparing Your Device for Mutual Transport Layer Security	22
About Section 508 Accessibility Standards	25
Notices	25
Get Help	35
Copyright and Trademark Information	35

What's New in Release 3.8.1

Polycom® RealPresence® Desktop version 3.8.1 is a maintenance release. It includes the features and functionality of previous releases and includes the following new features.

Support for Polycom® VoxBox™ USB Speakerphones

The RealPresence Desktop video collaboration software now supports Polycom® VoxBox™ USB speakerphones.

You can connect the Polycom® VoxBox™ USB Speakerphone to your computer using its USB interface or Bluetooth.

Polycom VoxBox is a USB human interface device (HID) device, offering USB and Bluetooth connectivity capabilities. You can use it as the audio device or call controller of your video collaboration software.

You can use a VoxBox USB speakerphone to do the following:

- End a call
- Turn on or turn off your microphone
- Adjust your device volume

Dropped Support for Automatic Detection of Polycom® SmartPairing™

From this version on, the RealPresence Desktop video collaboration software drops support for the automatic detection feature of Polycom SmartPairing. Instead of listing the IP address of nearby Polycom HDX or RealPresence Group Series systems automatically, you will have to enter their IP addresses manually to pair to them.

Release History

This following table lists the release history of RealPresence Desktop.

Release History

Release	Release Date	Features
3.8.1	December 2017	Support for Polycom® VoxBox™ USB speakerphones Dropped support for automatic detection of Polycom® SmartPairing™ Bug fixes
3.8	September 2017	Support for receiving 1080p people video Support for 1080p content Sign-in domain automatic detection Disable Remember Password feature Automatic Face Brightness Adjustment Dropped support for Polycom® Concierge User interface optimization Blurring Background feature available as a test feature
3.7	December 2016	Video enhancements UI enhancements Closed captioning support for H.323 and SIP AVC calls
3.6	June 2016	Free access to Polycom® People+Content™ IP and SmartPairing in standalone mode Audio enhancements Video enhancements
3.5.1	April 2016	Windows 10 Tablet mode support Constant Bitrate (CBR) adopted for video codecs Bug fixes and feature enhancements
3.5	January 2016	Polycom® Concierge Solution Support TLSv2 support MusicMode support Windows 10 support SmartPairing Support for Polycom® RealPresence Debut™ Systems

Release History

Release	Release Date	Features
3.4	June 2015	Profile Photo and Virtual Business Card Support for Audio Mute Shortcut Keys Support for Polycom NoiseBlock™ In-call Toolbar User Interface Enhancements Provision the migration of CMA Desktop to RealPresence Desktop using RealPresence Resource Manager Mid-string Search of Favorites Windows Platform Support Changes Silent Installation of RealPresence Desktop with Options Enabled
3.3	December 2014	User Interface Improvements Support for Calling SIP Users Directly Directory Search Enhancements Instant Messaging Enhancement Support for selected test features The SDP Size Adjustment feature has been moved out. To enable or disable this feature, enter #001# from the Dialpad.
3.3	December 2014	User Interface Improvements Support for Calling SIP Users Directly Directory Search Enhancements Instant Messaging Enhancement Some test features have been moved from the Test Features tab under Settings . <ul style="list-style-type: none"> The USB Headset Acoustic Fence™ feature is now on the tab. The SDP Size Adjustment feature has been moved out. To enable or disable this feature, enter #001# from the Dialpad.
3.2.2	December 2014	Fixed the password security issue (VIDESC-13226).
3.2.1	July 2014	Support for DTMF with keyboard input. You can enter a DTMF password using your keyboard without showing the DTMF keypad during a call. Fixed an OpenSSL security vulnerability (CVE-2014-0224).
3.2	June 2014	Support for user profile import and export Support for Quality of Service (QoS) in managed mode Support for setting dialing preference Support for the Czech language Directory enhancements as follows: Support for selected test features Operation system and device support changes

Security Updates

RealPresence Desktop is now upgraded its OpenSSL to the latest version 1.0.2k for higher security.

Please refer to the [Polycom Security Center](#) for information about known and resolved security vulnerabilities.

Hardware and Software Requirements

The following hardware requirements were determined based on test scenarios. Your system's actual performance may vary based on software or hardware configurations.

Hardware and Software Requirements

Hardware or Software	Requirement
Windows	Windows 7: 32-bit and 64-bit Windows 8 and 8.1 Standard, Pro, and Enterprise: 32-bit and 64-bit Windows 10
Software	Microsoft .Net Framework version 4.0 (full version is required for versions later than RealPresence Desktop v3.7) Polycom® RealPresence® Resource Manager version 8.1 or later
Processor	RealPresence Desktop system's capabilities vary depending on processor performance. The processor types and speeds listed below are intended as reference guides. RealPresence Desktop will have equivalent capabilities on other processors with equivalent performance. Recommended CPU: Intel Core i5, 2.5GHz or higher. Basic Video Transmit (Up to QVGA 30 fps sending, up to 720p 15 fps receiving) <ul style="list-style-type: none"> • Single core • Dual logical cores, lower than 2.0 GHz • Quad logical cores, lower than 1.3 GHz Premium Video Transmit (Up to VGA 30 fps sending, up to 720p 30 fps receiving) <ul style="list-style-type: none"> • Dual logical cores, 2.0 GHz or higher • Quad logical cores, 1.3 GHz or higher HD Transmit <ul style="list-style-type: none"> • Dual logical cores, 2.5 GHz or higher (Up to 720p 15 fps sending, up to 720p 30 fps receiving) • Quad logical cores, 1.6 GHz or higher (Up to 720p 15 fps sending, up to 720p 30 fps receiving) • Quad logical cores, 2.0 GHz or higher, 4th generation or newer Intel CPU (up to 720p 30 fps sending, up to 1080p 30 fps receiving)
RAM	4 GB
Video memory	Minimum: 256 MB
Hard drive space	200 MB
Camera	Integrated or external

Hardware and Software Requirements

Hardware or Software	Requirement
Audio devices	Standard PC97 audio devices
Monitor	Recommended: 16:9, 1920 x 1080 Minimum: 1280 x 720

Install RealPresence Desktop

This section discusses how to install RealPresence Desktop in both standalone and managed mode. In standalone mode, you will need a license number and activation key code or license file to activate the product and use it beyond the 30-day trial period.

The RealPresence Desktop installation file is available from the [Polycom Support](#) in two formats:

- The .exe file is intended for easy, interactive installation by end users in standalone mode.
- The .msi file is intended for use by experienced Windows administrators to support provisioned and silent installations in managed mode.

Installation Notes

Here are some things to consider when doing a RealPresence Desktop installation:

- Installation of the RealPresence Desktop application requires that you have Microsoft .Net Framework version 4.0 installed. You can view your Microsoft .Net Framework version in C:\Windows\Microsoft.NET\Framework.
- The RealPresence Desktop user interface supports the following languages: English, International Spanish, French, German, Simplified Chinese, Korean, Japanese, Russian, Portuguese, Kazakh, Czech, and Traditional Chinese.
- When installing RealPresence Desktop for the first time, you can select one of the supported languages. The language selected here affects the language display during installation process
- The RealPresence Desktop installation user interface does not support Kazakh because the Windows InstallShield does not support Kazakh.
- You can view the license number of the RealPresence Desktop by clicking  **Polycom RealPresence Desktop** on the application's title bar and selecting the **About** option.

Install RealPresence Desktop in Standalone Mode


This section describes how to install RealPresence Desktop in standalone mode.

The .exe file is intended for easy, interactive installation by end users.

To install RealPresence Desktop using the .exe file:

- 1 Download the .exe file from [Polycom Support](#).
- 2 Open the file and follow the instructions in the installation procedure.

To activate RealPresence Desktop license:

- 1 Start RealPresence Desktop application and in the **Individual Account** box click **Enter**.
- 2 Click **Activate** to activate the application with a license. Then do one of the following:
 - Click  to select a license file.
The license file is a .txt file that contains the license number and activation key.
 - Specify your **License Number** and **Activation Key Code** manually.
You can press the TAB key to navigate among different text fields.
You can also copy your key string, click in the first text field, and then press Ctrl + V to paste it.
- 3 Click **Activate**.

Install RealPresence Desktop in Managed Mode

In managed mode, an administrator can distribute the latest version of RealPresence Desktop to all managed systems. To do this, the administrator uploads the RealPresence Desktop distribution package (.tar.gz) to the RealPresence Resource Manager system. This process is described in detail in the **Distribute Polycom Applications** topic in the *Polycom RealPresence Resource Manager Operations Guide*.

The .msi file is intended for use by experienced Windows administrators to support managed, provisioned, and silent installations. These procedures use methods such as Group Policy Objects (GPOs). You should already be familiar with these methods to use the .msi installation file.



About the .msi file

- Centralized distribution is used by corporate system administrators for software installation or upgrades.
- When you save the .msi file to your local disk, do not rename it.
- Silent installation needs administrator level permission.
- The name of the .msi in your command line should be consistent with the installation package.

To install RealPresence Desktop using code commands:

- 1 Save the downloaded Polycom .msi installation file to a directory (for example, C:\temp) on the user's local system.
- 2 Build a desktop management or group policy object that will write the .exe installation file to a directory (for example, C:\temp) on the user's local system
- 3 Create the Windows Installer to perform a command line installation of the program.

The following is an example of using the installer from the directory where the Polycom RealPresence Desktop .msi file resides:

```
msiexec /qn /l* RPD_install.txt /i "RPDesktop.msi"
```

When running the installation from a directory other than the directory where the executable file resides, include the full path in the command:

```
msiexec /qn /l* RPD_install.txt /i "c:\temp\ RPDesktop.msi"
```

Silent Installation of RealPresence Desktop with Options Enabled

As part of that `msiexec.exe`, the administrator can include a command line statement to set configuration parameter that affect the user interface.

The format of this silent installation with options command line statement is:

```
msiexec /qn /i <setup>.msi
CMDLINE="<parameterkey1>=<parametervalue1>;<parameterkey2>=<parametervalue2>;..." /l*v
log
```

How to set default callrate to 512k when using silent installation:

```
msiexec /qn /i <setup>.msi CMDLINE="DEFAULT_CALL_RATE= CALLRATE512" /l*v log
```

How to enable shorten SDP feature when using silent installation:

```
msiexec /qn /i <setup>.msi CMDLINE="SUPPORT_SIMPLE_SDP= true" /l*v log
```

How to enable single sign on feature when using silent installation:

```
msiexec /qn /i <setup>.msi
CMDLINE="ENTRANCE_MODE=1;ENABLE_CMA=true;CMA_SERVER_ADDRESS=pctcgk.polycom.com;CMA_INTEGRATED_LOGIN=true" /l*v log
```

The following table identifies some of the RealPresence Desktop configuration parameters that can be set as part of the silent installation:

Feature	Parameter Keys	Possible Parameter Values
Set default call rate	DEFAULT_CALL_RATE	AUDIOONLY= 64 CALLRATE256 = 256 CALLRATE384 = 384 CALLRATE512 = 521 CALLRATE768 = 768 CALLRATE1024 = 1024 CALLRATE1920 = 1920
Enable Smartpairing	ENABLE_PPCIP	TRUE or FALSE
Enable Simple Session Description Protocol (SDP) size adjustment feature for SIP	SUPPORT_SIMPLE_SDP	TRUE or FALSE
Enable Managed mode	ENTRANCE_MODE	0 = Stand alone mode 1 = Managed mode
Enable provisioning server	ENABLE_CMA	TRUE or FALSE
Identify provisioning server	CMA_SERVER_ADDRESS	
Enable single sign on	CMA_INTEGRATED_LOGIN	TRUE or FALSE

Upgrade RealPresence Desktop

This section describes how to upgrade RealPresence Desktop. You have two options:

- [Upgrade RealPresence Desktop Using Code Commands](#)
- [Upgrade RealPresence Desktop through RealPresence Resource Manager.](#)

Upgrade RealPresence Desktop Using Code Commands

This section describes how to upgrade RealPresence Desktop using code commands.

To upgrade RealPresence Desktop using the .msi file

» Run this command:

```
msiexec /qn /i <setup>.msi REINSTALLMODE=vomus REINSTALL=ALL /l logfile
```

When you upgrade the RealPresence Desktop application from an older version, you must include this line to your command: `REINSTALLMODE=vomus REINSTALL=ALL`.

You should not include this line for the first-time installation.

Upgrade RealPresence Desktop through RealPresence Resource Manager

This section describes how to upgrade RealPresence Desktop when an upgrade package is available on the RealPresence Resource Manager.

The RealPresence Resource Manager can schedule and perform limited monitoring of the RealPresence Desktop application as well as manage and provision the application. The CMA system cannot upgrade the RealPresence Desktop application, and the Polycom RealPresence Resource Manager system can upgrade the application only from version 8.0.

For more information on upgrading managed RealPresence Desktop systems, see the ***Using Dynamic Software Updates Applications*** topic in the *Polycom RealPresence Resource Manager Operations Guide*.



RealPresence Desktop will consume one more license after upgrading from 3.0 or earlier versions to version 3.1 or later. To release the old license, remove it manually or set the license reclaim cycle to be a small value, such as 5 minutes, on the RealPresence Resource Manager system.

Uninstall RealPresence Desktop Using Code Commands

This section describes how to uninstall RealPresence Desktop application using code commands.

To uninstall RealPresence Desktop using the .msi file:

- » Run this command:

```
msiexec /qn /x <setup>.msi
```

Configuring RealPresence Desktop Using Code Commands

You can use code commands to configure some system settings.

Set Default Call Rate

The call rate acts as a limit on the maximum rate at which a call will connect. If the far end imposes a lower rate, then the lower rate will be the one in effect. The call rate impacts both incoming and outgoing calls.

To set default call rate:

- » For example, to set 512 kbps as your default call rate, run this command:

```
msiexec /qn /i <setup>.msi DEFAULT_CALL_RATE=CALLRATE512
```

Enable SmartPairing

You can enable SmartPairing feature to share your monitor or application with a paired system, or use your device as the paired system's remote controller.

To enable SmartPairing:

- » Run this command:

```
msiexec /qn /i <setup>.msi ENABLE_PPCIP=true
```

Enable Short Session Description Protocol (SDP) Size

You can enable the short SDP size feature to avoid call failure caused by SDP size limitation for some users.

To enable short SDP size:

- » Run this command:

```
msiexec /qn /i <setup>.msi SUPPORT_SIMPLE_SDP=true
```

Enable Single Sign-On (SSO)

You can enable SSO to let the RealPresence Desktop application sign in using your network login credentials.

To enable SSO:

- » Run this command:

```
msiexec /qn /i <setup>.msi CMDLINE="ENTRANCE_MODE=1;
ENABLE_CMA=true;CMA_SERVER_ADDRESS=<provisioning_server_address>;
CMA_INTEGRATED_LOGIN=true"
```

Products Tested with this Release

The RealPresence Desktop is tested with other products. The following list is not a complete inventory of compatible equipment. It indicates the products that have been tested for compatibility with this release.



Polycom recommends that you upgrade your Polycom devices with the latest software versions, as compatibility issues may already have been addressed by software updates. See the [Current Polycom Interoperability Matrix](#) to match product and software versions.

Products Tested with this Release

Product	Tested Versions
Polycom® Distributed Media Application™ (DMA®) 7000	6.4.1, 9.0
Polycom® RealPresence® Resource Manager	10.2, 10.3
Polycom® RealPresence® Collaboration Server (RMX®) 4000/2000/1800/1500	8.7.3, 8.7.4
Polycom® RealPresence® Collaboration Server Virtual Edition	8.7.3, 8.7.4
Polycom® RealPresence® Collaboration Server (RMX®) 4000/2000 with MPMx	8.5.12
Polycom® RealPresence® Media Suite	2.8.2
Polycom® RealPresence® Web Suite	2.1.5, 2.2
Polycom® RealPresence® Group Series	6.1.3, 6.2
Polycom® HDX® Series	3.1.11
Polycom® RealPresence® Desktop	3.8, 3.8.1

Products Tested with this Release

Product	Tested Versions
Polycom® RealPresence® Mobile	3.8
Polycom® VVX®	5.5.2
Polycom® RealPresence Debut™	1.2.1, 1.3.1
Polycom® RealPresence Trio™	5.4.5, 5.5.2
Polycom® RealPresence® Access Director™	4.2.5
Polycom® VBP® 7301	14.8.2
Broadsoft SIP Server	R21 SP1
Broadsoft DMS	R21 SP1

System Constraints and Limitations

The following sections provide information on constraints and limitations when using RealPresence Desktop.

The following protocols, resolutions, algorithms, and ports are supported for RealPresence Desktop.

Interoperability Issues

You may encounter the following issues when using RealPresence Desktop with other products or on specific operating systems.

Interoperability Issues Related to Operating System and Third-party Software

Description	Solution
On a 64-bit Windows 7 operating system, selecting Polycom CX5000 Panoramic Video as video device displays a blue screen.	On 64-bit Windows 7, use other video device.
On 32-bit Windows 7, when you share a Microsoft PowerPoint 2007 file and expand it to full screen, the content share control bar is covered by the RealPresence Desktop application. To display the content control bar, you need to minimize or restore the screen.	To display the content control bar, you need to minimize or restore the screen.

Interoperability Limitations Related to Other Polycom Products

Description	Solution
In a motion mode conference, RealPresence Desktop receives video with a large delay because the video is 60 fps.	Set a conference with sharpness mode on MCU.
If you create a Continuous Presence (CP) only conference call on Polycom RealPresence Collaboration Server (RMX) 4000/2000 system and Polycom RealPresence Collaboration Server 800s version 8.1 with default content settings (Content Settings: HiResGraphics and Content Protocol: H.264 HD), the RealPresence Desktop application cannot send or receive content if call rate is set as 384 kbps or below.	In this case, you need to do the following: <ul style="list-style-type: none"> Change the RealPresence Collaboration Server (RMX) Content Settings to Graphics, and Content Protocol to H.263 & H.264 Auto Selection. Set the call rate on RealPresence Mobile to above 384 kbps.
RealPresence Desktop supports using only English user names and passwords to sign into the Polycom CMA server and RealPresence Resource Manager, or to register to a gatekeeper or an SIP server.	Use English user names and passwords.
If you use an MPM+ media card in a call with a RealPresence Collaboration Server (RMX) system, a blue edge is displayed at the bottom of the video window.	Use only an MPMX media card with the RealPresence Collaboration Server (RMX) system.
When RealPresence Desktop and m100 are not in the same local network, RealPresence Desktop fails to call m100.	Let m100 call RealPresence Desktop.
When you enable mutual TLS (Transport Layer Security) from RealPresence Resource Manager, RealPresence Desktop will fail to upgrade from RealPresence Resource Manager.	Disable mutual TLS.
With NoiseBlock on, when a participant speaks after a long period of silence, the participant's first syllables may not be heard.	None
In some MCU conference templates, the virtual business card is truncated.	None
RealPresence Desktop SIP call transfers by VVX systems may fail when the endpoints are not registered with a RealPresence DMA system.	Register the endpoints

System Capabilities and Constraints

The following protocols, resolutions, algorithms, and ports are supported for RealPresence Desktop.

Protocols

The following table lists the supported protocols.

Protocol	Description
DNS	Domain Name System
H.235	Security and Encryption
H.239	Token Management
H.281	Far End Camera Control (FECC)
H.323	Signaling
H.460	Firewall/NAT Traversal
LDAP, H.350	Directory Services
NTLMv2	Authentication
Polycom® Lost Packet Recovery™ (LPR™)	Lost Packet Recovery
SIP	Session Initiation Protocol
XMPP	The Extensible Messaging and Presence Protocol

Resolutions

The following table lists the supported resolutions.

Resolution and Frame Rate

Resolution and Frame Rate	Source
Up to 720p / 30 fps	Video sent from camera
Up to 1080p / 30 fps	Video received from far end
Up to 1080p / 5 fps	Content showing from the computer
Up to 1080p / 15 fps	Content received from far end

Algorithms

The following table lists the supported algorithms.

Algorithm Type	Description
Audio	G.711 μ or G.711A Siren LPR at 24 kbps, 32 kbps, 48 kbps, and 64 kbps G.722.1 at 16 kbps, 24 kbps, and 32 kbps G.722.1 Annex C at 24 kbps, 32 kbps, and 48 kbps G.719 at 32 kbps, 48 kbps, 64 kbps G.729 G.728 SAC Automatic gain control Acoustic echo cancellation
Video	H.261 H.263/H.263+ H.264 AVC H.264 SVC H.264 high profile Content over H.264/H.263/H.263+ Video LPR
Encryption	AES-128 media encryption TLS/SRTP supported in SIP calls

Inbound and Outbound Ports

The following tables list the supported inbound and outbound ports.

Inbound Ports

Port	Function
1720 (TCP)	H.323 Call Signaling (H.225)
1719 (UDP)	H.323 Registration, Admission, and Status (RAS)
3230 - 3250 (TCP)	H.323 Call Control (H.245)
3230 - 3250 (UDP)	Media (RTP/RTCP)
3238 (UDP and TCP)	BFCP
5060 (UPD and TCP)	SIP

Outbound Ports

Port	Function
443 (TCP)	Provisioning, Monitoring, Help Files, HTTPS
389 (TCP)	LDAP

Outbound Ports

Port	Function
5060 (UDP and TCP)	SIP
5061 (TCP)	SIP TLS signaling
5222 (TCP)	XMPP
1720 (TCP)	H.323 Signaling (H.225)
1719 (UDP)	H.323 Registration, Admission, and Status (RAS)
3230 - 3250 (TCP)	H.323 Call Control (H.245)
3230 - 3250 (UDP)	Media (RTP/RTCP)
3238 (UDP and TCP)	BFCP

Resolved Issues

The following table lists resolved issues in RealPresence Desktop.

Resolved Issues

Issue Number	Description
VIDESC-17616	Occasionally, RealPresence Desktop crashes immediately after you launch it.

Known Issues

The following table lists all known issues and suggested workarounds for RealPresence Desktop.



These release notes do not provide a complete listing of all known issues that are included in the software. Issues not expected to significantly impact customers with standard voice or video conferencing environments may not be included. In addition, the information in these release notes is provided as-is at the time of release and is subject to change without notice.

Known Issues

Issue ID	Description	Workaround
EN-34546	If the Polycom RealPresence Resource Manager changes the default domain settings, you may still sign in to it successfully with the old domain name.	None.
EN-23564	If you remove the RealPresence Desktop but select to keep the recent calls, call logs, and other local contact details when you re-install the application, you cannot find the popup message "Polycom RealPresence Desktop found configuration settings from an old version. Do you want to use these configuration settings?" and to select an option.	Minimize other application windows to access the popup message.
EN-12121	If you enter wrong parameters when installing the software using code commands, you cannot launch the RealPresence Desktop.	Uninstall the RealPresence Desktop and delete the installation folder. Then try the installation again.
SWEP-10575	(Windows 10 users only) If your computer has an extended display with high dpi resolution, when you use the Polycom® SmartPairing™ feature to share content, there is a green line shown in the content.	Before launching the RealPresence Desktop, do the following: <ol style="list-style-type: none"> 1 From Windows Start menu, locate Polycom RealPresence Desktop. 2 Right-click the application and select Properties. 3 Go to the Compatibility tab, and then enable the option Disable display scaling on high DPI settings. 4 Click Apply.
SWEP-9980	The closed captioning feature is unavailable to audio-only call.	None.
SWEP-9364	While sharing content with a RealPresence Group Series system, if the RealPresence Group Series system holds and then resumes the call, you may not see your local self-view.	None.
SWEP-9311	During a call, if you switch your audio device to your computer's built-in microphone, the far end cannot hear your audio for approximately 10 seconds after the switch.	None.
SWEP-9280	After upgrading from Polycom RealPresence Desktop version 3.0 to 3.5, you cannot log in to Polycom RealPresence Resource Manager if your user name contains Russian characters.	Use a user name with no Russian characters.
SWEP-8487	After you scale your RealPresence Desktop application screen down to 720p, the quality of the content you send is poor.	None.

Known Issues

Issue ID	Description	Workaround
SWEP-7958	This problem exists for some PCs using Lenovo sound cards only. If your device has only one built-in microphone, changing the microphone volume may not be effective during a call.	This is a driver problem. Update your audio driver.
SWEP-7938	The local and far-end video doesn't display properly if you choose Logitech® QuickCam® Pro 9000 as your video device.	None. Logitech QuickCam Pro 9000 is incompatible with RealPresence Desktop.
SWEP-7846	When you are in a call with MusicMode enabled, if both sides talk, the audio quality is poor.	This is the designed behavior. Disable MusicMode if you don't want to reproduce the far end music. For example, in distance music learning or concert.
EN-52335	Sometimes RealPresence Desktop hangs after you end or place a call.	None.
EN-57060	If you use Polycom VoxBox as a Bluetooth audio output device, your video and audio is not synchronized.	None.
EN-60678	If you use Polycom VoxBox as the USB audio output device of RealPresence Desktop, after the call ends, the RealPresence Desktop still holds the VoxBox's playback or recording interface for about 20 seconds.	Exit the RealPresence Desktop application.

Known Limitations for Windows 10

The following table lists the known limitations for Windows 10 in this release.

Issue ID	Description	Workaround
SWEP-8227	If you share content, the content borders appear on other virtual desktops instead.	None.
SWEP-7802	When you share Microsoft Edge content, the application icon doesn't appear on the left of the application name in the Share Application section.	None.

Enterprise Scalable Video Coding (SVC) Mode

The Enterprise Scalable Video Coding (SVC) mode is an alternative to the AVC mode that has traditionally been supported. Differences between the two modes are listed in the following table.

SVC and AVC Mode

SVC Mode	AVC Mode
Each participant in the conference call is received by the client as a separate video stream.	The composite video image is determined by the bridge based on administrator configuration.
A Caller ID is indicated by text in the appropriate window, which remains on display throughout the call.	Caller ID information is displayed intermittently.
Double-clicking or tapping on a participant's video, content video, or local preview expands that video to full screen. Double-clicking or tapping again reverts the display to the composite image.	Layout may be controlled by dialing ** and then selecting a format. Double-clicking or tapping on the remote video, content video, or local preview expands that video to full screen. Double-clicking or tapping again reverts the display to the composite image.

The SVC mode provides the following features:

- Video sends and receives up to 720p resolution
- Frame rates of 7.5/15/30
- Support for AVC content
- Support for SVC auto layouts for video streams of up to nine far-end participants

Last active speakers, resolution, bandwidth, and number of participants are adjusted based on network bandwidth and processor capabilities.



When using SIP UDP in an SVC call and there is more than 10 percent Packet Loss, the screen layout may display incorrectly. Changing to SIP TLS or TCP is recommended.

- Supported layouts of 1x1 and 1+1 through 1+10
The maximum layout of 1+10 comprises nine remote participants plus one content sharing frame, and one local preview frame
- Support for SAC with at least two quality layers, for example, 48 kbps and 10 kbps
- Support for mixing up to three different audio streams from the MCU
- Support for combining up to nine different SVC video streams (call rate at 1920 kbps) from the MCUs


SVC conference calls currently do not support the following:

- Far-end Camera Control (FECC)
- Recording with RealPresence Capture Server
- H.323 calls



In a poor network connection, sometimes a participant disconnects automatically from an SVC call. This can result in a frozen video stream of the participant. The RealPresence Collaboration Server (RMX) system will clear the frozen stream in 30 minutes.

Access Media Statistics

To access media statistics, click the antenna icon  on the in-call toolbar during a call.

Value	Description
Call Type	SIP or H.323 call type.
Call Encryption	Indicates whether your call is encrypted.
Far Site Name	Name of the far site.
Far Site System	Type of video conferencing system at the far end and the software version.
Call Speed	Negotiated speed (bandwidth) for the call, which is usually the combined video and audio speeds in the call.
Video Protocol	ITU-C video algorithm and annexes used in the current call. The video protocol used depends on the capabilities of the system at the far end as well as on your system's configuration.
Video Format	Picture size currently in use.
Audio Protocol	Audio algorithm and annexes used in the current call. The audio protocol used depends on the capabilities of the system at the far end as well as on your system's configuration.
Audio Rate	Bandwidth specified for the audio portion of the call. The proportion of the audio rate to the video rate depends on the protocol used.
Video Rate	Bandwidth specified for the video portion of the call. The proportion of the video rate to the audio rate depends on the protocol used.
Video Rate Used	Actual bandwidth being used for the video portion of the call. This is a real-time measurement, which normally fluctuates.
Video Frame Rate	Rate your system uses to update the picture seen at the far end. The system can send up to 15 frames per second. If the camera picks up large, continuous, or frequent motions, the software takes longer to assemble the data into video frames, and the frame rate drops. Changes in lighting also reduce the frame rate.
Video Packets Loss Percentage	Total video packet loss as a percentage of the total number of video packets transmitted by your system and those transmitted by the far end.
Video Jitter	Percentage of variation in the video transmission rate.
Audio Packet Lost	Number of audio data packets lost during the call, including transmitted packets and incoming packets. Packet loss indicates congestion or other problems on the network.
Audio Packets Loss Percentage	Total audio packet loss as a percentage of the total number of audio packets transmitted by your system and those transmitted by the far end.
Audio Jitter	Percentage of variation in the audio transmission rate.
Content Protocol	Format used for the recording, compression, and distribution of the content.
Content Format	Display resolution of the content.
Content Rate	Rate your system uses in content transmission.

Value	Description
Content Rate Used	Actual bandwidth being used for the content transmission.
Content Frame Rate	Rate your system uses in content frame transmission.
Content Packets Lost	Number of content data packets lost during the call, including transmitted packets and incoming packets. Packet loss indicates congestion or other problems on the network.
Content Packets Loss Percentage	Total audio packet loss as a percentage of the total number of content packets transmitted by your system and those transmitted by the far end.

About AES Encryption

The following are requirements for using AES encryption in calls.

AES Encryption in H.323 Calls

To use AES encryption in H.323 calls, both you and the far end must satisfy the following requirements:

- Enable AES encryption.
When working in the managed mode, the AES encryption of the RealPresence Desktop application is configurable through its provisioning server.
When working in the standalone mode, the AES encryption of the RealPresence DesktopRealPresence Desktop application works as “When available” and is not guaranteed.
- Both you and your far end must support, or be compatible with, the same Key exchange and encryption method (H.235v3 w, or AES 128bit CBC).

AES Encryption in SIP Calls

To use AES encryption in SIP calls, both you and the far end must satisfy the following requirements:

- Enable AES encryption
- Enable TLS for SIP transport
- Support for SDES over TLS key exchange
- Support for AES 128 bit CBC mode over SRTP



When working in the managed mode, the AES encryption of the RealPresence Desktop application is configurable through its provisioning server.

When working in the standalone mode, the AES encryption of the RealPresence Desktop application works as “When available” and is not guaranteed.

Preparing Your Device for Mutual Transport Layer Security

You can establish secure communications using Mutual Transport Layer Security (MTLS) with provisioning servers such as Polycom RealPresence DMA, CMA, or RealPresence Resource Manager systems.

To establish MTLS connections, the client and server need to hold certificates issued from the same Certificate Authority (CA) and the root certificate of this CA.

Generate and Import Your Certificate

To import certificates, you need to generate a Certificate Request (CSR) first by using a computer that has installed the OpenSSL tool.

To generate and import your certificate on a PC:

- 1 Make sure you have OpenSSL installed and configured.

- 2 Open the CMD console window from your PC.

- 3 Generate the private key *client.key*. For example:

```
C:\OpenSSL-Win32\bin> openssl genrsa -out client.key 1024
```

- 4 Generate the certificate request *client.csr*. For example:

```
C:\OpenSSL-Win32\bin> openssl req -new -key client.key -out client.csr
```

```
For som-----
```

```
Country Name (2 letter code) [GB]:cn ---CSR info.
```

```
State or Province Name (full name) [Berkshire]:bj ---CSR info.
```

```
Locality Name (eg, city) [Newbury]:bj ---CSR info.
```

```
Organization Name (eg, company) [My Company Ltd]:plcm ---CSR info.
```

```
Organizational Unit Name (eg, section) []:caqa ---CSR info.
```

```
Common Name (eg, your name or your server's hostname) []:caqa ---CSR info.
```

```
Email Address []:pp@pp.com ---CSR info.
```

Enter the following extra attributes to be sent with your certificate request. Write down the challenge password. You will need it later in the procedure.

```
A challenge password []:1234 -----see [Note1]
```

```
An optional company name []:poly
```

- 5 Submit the certificate request to your CA:

- a View the content of the file *client.csr* using the following command: Select and copy its content (from ---BEGIN CERTIFICATE REQUEST to END CERTIFICATE REQUEST---):

```
C:\OpenSSL-Win32\bin> type client.csr
```

- b Go to your CA's web interface <http://<CA's IP address>/certsrv/>, and then choose **Request a certificate**.

- c Click **Advanced certificate request**.

- d Click **Submit a certificate request by using a base-64-encoded CMC or PKCS #10 file, or Submit a renewal request by using a base-64-encoded PKCS #7 file**.

- e Paste the content of the file *client.csr* to the text field in the **Saved Request** text field, and click **Submit**.

- f Choose **Base 64 encoded** and click **Download certificate**.

The file is saved as *certnew.cer* by default in the **Downloads** folder.

- 6 Move the generated *certnew.cer* file to your current directory.

- 7 Convert the file *ccertnew.cer* to a .p12 file by using the OpenSSL tool. The export password should be the same as the challenge password you set in Step 4. For example:

```
C:\OpenSSL-Win32\bin> openssl pkcs12 -export -in certnew.cer -inkey
```

```
client.key -out client.p12 -name testp12
```

```
Enter Export Password:
```

```
Verifying - Enter Export Password:
```

- 8 Encrypt the challenge password you set in Step 4:

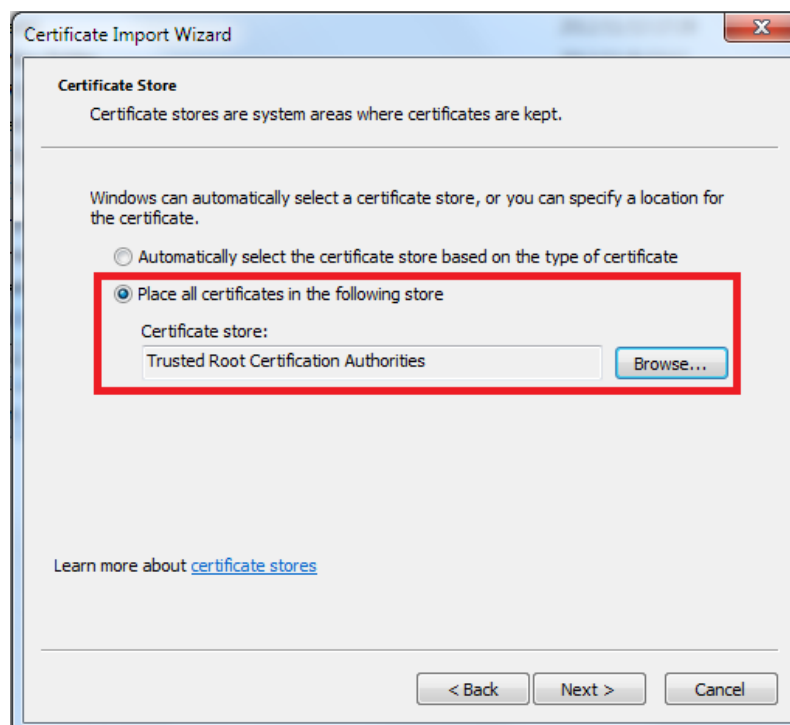
- a Go to **Convert String**.
 - b Enter the challenge password in the text field, and click **Base64 Encode!**.
 - c Copy the encoded text from the following text field, and save it as a .pwd file. For example: *client.pwd*.
- 9 Open the RealPresence Desktop appdata folder `%appdata%\RealPresence Desktop\`, and then copy the files `client.p12` and `client.pwd` to the folder.

Import the Root Certificate of Your CA

To establish MTLS connections, the client and server need to hold the root certificate of your CA also.

To import the root certificate of your CA:

- 1 Go to your CA's web address <http://<CA's IP address>/certsrv/>, click **Download a CA certificate, certificate chain, or CRL**.
- 2 Select **Base 64**, and click **Download CA Certificate**.
- 3 Right-click the CA file, and select **Install Certificate**. Follow the Certificate Import Wizard.
Be sure to install it to **Trusted Root Certificate Authorities**.



About Section 508 Accessibility Standards

For information about how RealPresence Desktop conforms to the Section 508 Accessibility Standards, see [Voluntary Product Accessibility Template Reports](#).

Notices

Open Source Licenses

Some of the third party software listed below may be licensed under an open source license that gives you the right to request the original source code of that software. To request such source code, send a specific request to opensourcevideo@polycom.com that includes this product's name and version number, and the name of the software whose source code you are requesting.

OpenSSL LICENSE

Copyright (c) 1998-2008 The OpenSSL Project. All rights reserved. Redistribution and use in source and binary forms, with or without modification, are permitted provided that the following conditions are met:

1. Redistributions of source code must retain the above copyright notice, this list of conditions and the following disclaimer.
2. Redistributions in binary form must reproduce the above copyright notice, this list of conditions and the following disclaimer in the documentation and/or other materials provided with the distribution.
3. All advertising materials mentioning features or use of this software must display the following acknowledgment:
"This product includes software developed by the OpenSSL Project for use in the OpenSSL Toolkit.
(<http://www.openssl.org/>)"
4. The names "OpenSSL Toolkit" and "OpenSSL Project" must not be used to endorse or promote products derived from this software without prior written permission. For written permission, please contact openssl-core@openssl.org.
5. Products derived from this software may not be called "OpenSSL" nor may "OpenSSL" appear in their names without prior written permission of the OpenSSL Project.
6. Redistributions of any form whatsoever must retain the following acknowledgment: "This product includes software developed by the OpenSSL Project for use in the OpenSSL Toolkit (<http://www.openssl.org/>)"

THIS SOFTWARE IS PROVIDED BY THE OpenSSL PROJECT ``AS IS'' AND ANY EXPRESSED OR IMPLIED WARRANTIES, INCLUDING, BUT NOT LIMITED TO, THE IMPLIED WARRANTIES OF MERCHANTABILITY AND FITNESS FOR A PARTICULAR PURPOSE ARE DISCLAIMED. IN NO EVENT SHALL THE OpenSSL PROJECT OR ITS CONTRIBUTORS BE LIABLE FOR ANY DIRECT, INDIRECT, INCIDENTAL, SPECIAL, EXEMPLARY, OR CONSEQUENTIAL DAMAGES (INCLUDING, BUT NOT LIMITED TO, PROCUREMENT OF SUBSTITUTE GOODS OR SERVICES; LOSS OF USE, DATA, OR PROFITS; OR BUSINESS INTERRUPTION) HOWEVER CAUSED AND ON ANY THEORY OF LIABILITY, WHETHER IN CONTRACT, STRICT LIABILITY, OR TORT (INCLUDING NEGLIGENCE OR OTHERWISE) ARISING IN ANY WAY OUT OF THE USE OF THIS SOFTWARE, EVEN IF ADVISED OF THE POSSIBILITY OF SUCH DAMAGE.

This product includes cryptographic software written by Eric Young (ey@cryptsoft.com). This product includes software written by Tim Hudson (tjh@cryptsoft.com).

Original SSLeay License

Copyright (C) 1995-1998 Eric Young (ey@cryptsoft.com)

All rights reserved.

This package is an SSL implementation written by Eric Young (eay@cryptsoft.com). The implementation was written so as to conform with Netscapes SSL. This library is free for commercial and non-commercial use as long as the following conditions are adhered to. The following conditions apply to all code found in this distribution, be it the RC4, RSA, lhash, DES, etc., code; not just the SSL code. The SSL documentation included with this distribution is covered by the same copyright terms except that the holder is Tim Hudson (tjh@cryptsoft.com). Copyright remains Eric Young's, and as such any Copyright notices in the code are not to be removed. If this package is used in a product, Eric Young should be given attribution as the author of the parts of the library used.

This can be in the form of a textual message at program startup or in documentation (online or textual) provided with the package. Redistribution and use in source and binary forms, with or without modification, are permitted provided that the following conditions are met:

1. Redistributions of source code must retain the copyright notice, this list of conditions and the following disclaimer.
2. Redistributions in binary form must reproduce the above copyright notice, this list of conditions and the following disclaimer in the documentation and/or other materials provided with the distribution.
3. All advertising materials mentioning features or use of this software must display the following acknowledgement: "This product includes cryptographic software written by Eric Young (eay@cryptsoft.com) The word 'cryptographic' can be left out if the routines from the library being used are not cryptographic related :-)."
4. If you include any Windows specific code (or a derivative thereof) from the apps directory (application code) you must include an acknowledgement: "This product includes software written by Tim Hudson (tjh@cryptsoft.com)"

THIS SOFTWARE IS PROVIDED BY ERIC YOUNG ``AS IS'' AND ANY EXPRESS OR IMPLIED WARRANTIES, INCLUDING, BUT NOT LIMITED TO, THE IMPLIED WARRANTIES OF MERCHANTABILITY AND FITNESS FOR A PARTICULAR PURPOSE ARE DISCLAIMED. IN NO EVENT SHALL THE AUTHOR OR CONTRIBUTORS BE LIABLE FOR ANY DIRECT, INDIRECT, INCIDENTAL, SPECIAL, EXEMPLARY, OR CONSEQUENTIAL DAMAGES (INCLUDING, BUT NOT LIMITED TO, PROCUREMENT OF SUBSTITUTE GOODS OR SERVICES; LOSS OF USE, DATA, OR PROFITS; OR BUSINESS INTERRUPTION) HOWEVER CAUSED AND ON ANY THEORY OF LIABILITY, WHETHER IN CONTRACT, STRICT LIABILITY, OR TORT (INCLUDING NEGLIGENCE OR OTHERWISE) ARISING IN ANY WAY OUT OF THE USE OF THIS SOFTWARE, EVEN IF ADVISED OF THE POSSIBILITY OF SUCH DAMAGE.

The licence and distribution terms for any publically available version or derivative of this code cannot be changed. i.e. this code cannot simply be copied and put under another distribution licence [including the GNU Public Licence.]

ares LICENSE

Copyright 1998 by the Massachusetts Institute of Technology.

Permission to use, copy, modify, and distribute this software and its documentation for any purpose and without fee is hereby granted, provided that the above copyright notice appear in all copies and that both that copyright notice and this permission notice appear in supporting documentation, and that the name of M.I.T. not be used in advertising or publicity pertaining to distribution of the software without specific, written prior permission.

M.I.T. makes no representations about the suitability of this software for any purpose. It is provided "as is" without express or implied warranty.

Expat LICENSE

Copyright (c) 1998, 1999, 2000 Thai Open Source Software Center Ltd and Clark Cooper

Copyright (c) 2001, 2002, 2003, 2004, 2005, 2006 Expat maintainers.

Permission is hereby granted, free of charge, to any person obtaining a copy of this software and associated documentation files (the "Software"), to deal in the Software without restriction, including without limitation the rights to use, copy, modify, merge, publish, distribute, sublicense, and/or sell copies of the Software, and to permit persons to whom the Software is furnished to do so, subject to the following conditions:

The above copyright notice and this permission notice shall be included in all copies or substantial portions of the Software.

THE SOFTWARE IS PROVIDED "AS IS", WITHOUT WARRANTY OF ANY KIND, EXPRESS OR IMPLIED, INCLUDING BUT NOT LIMITED TO THE WARRANTIES OF MERCHANTABILITY, FITNESS FOR A PARTICULAR PURPOSE AND NONINFRINGEMENT. IN NO EVENT SHALL THE AUTHORS OR COPYRIGHT HOLDERS BE LIABLE FOR ANY CLAIM, DAMAGES OR OTHER LIABILITY, WHETHER IN AN ACTION OF CONTRACT, TORT OR OTHERWISE, ARISING FROM, OUT OF OR IN CONNECTION WITH THE SOFTWARE OR THE USE OR OTHER DEALINGS IN THE SOFTWARE.

JpegLib NOTICE

This product includes use of the Independent JPEG Group's JPEG software.

This software is used subject to the following:

LEGAL ISSUES

In plain English:

1. We don't promise that this software works. (But if you find any bugs, please let us know!)
2. You can use this software for whatever you want. You don't have to pay us.
3. You may not pretend that you wrote this software. If you use it in a program, you must acknowledge somewhere in your documentation that you've used the IJG code.

In legalese:

The authors make NO WARRANTY or representation, either express or implied, with respect to this software, its quality, accuracy, merchantability, or fitness for a particular purpose. This software is provided "AS IS", and you, its user, assume the entire risk as to its quality and accuracy.

This software is copyright (C) 1991-2010, Thomas G. Lane, Guido Vollbeding.

All Rights Reserved except as specified below.

Permission is hereby granted to use, copy, modify, and distribute this software (or portions thereof) for any purpose, without fee, subject to these conditions:

- (1) If any part of the source code for this software is distributed, then this README file must be included, with this copyright and no-warranty notice unaltered; and any additions, deletions, or changes to the original files must be clearly indicated in accompanying documentation.
- (2) If only executable code is distributed, then the accompanying documentation must state that "this software is based in part on the work of the Independent JPEG Group".
- (3) Permission for use of this software is granted only if the user accepts full responsibility for any undesirable consequences; the authors accept NO LIABILITY for damages of any kind.

These conditions apply to any software derived from or based on the IJG code, not just to the unmodified library. If you use our work, you ought to acknowledge us.

Permission is NOT granted for the use of any IJG author's name or company name in advertising or publicity relating to this software or products derived from it. This software may be referred to only as "the Independent JPEG Group's software".

We specifically permit and encourage the use of this software as the basis of commercial products, provided that all warranty or liability claims are assumed by the product vendor.

ansi2knr.c is included in this distribution by permission of L. Peter Deutsch, sole proprietor of its copyright holder, Aladdin Enterprises of Menlo Park, CA. ansi2knr.c is NOT covered by the above copyright and conditions, but instead by the usual distribution terms of the Free Software Foundation; principally, that you must include source code if you redistribute it. (See the file ansi2knr.c for full details.) However, since ansi2knr.c is not needed as part of any program generated from the IJG code, this does not limit you more than the foregoing paragraphs do.

The Unix configuration script "configure" was produced with GNU Autoconf. It is copyright by the Free Software Foundation but is freely distributable. The same holds for its supporting scripts (config.guess, config.sub, ltmain.sh). Another support script, install-sh, is copyright by X Consortium but is also freely distributable.

The IJG distribution formerly included code to read and write GIF files. To avoid entanglement with the Unisys LZW patent, GIF reading support has been removed altogether, and the GIF writer has been simplified to produce "uncompressed GIFs". This technique does not use the LZW algorithm; the resulting GIF files are larger than usual, but are readable by all standard GIF decoders.

We are required to state that

"The Graphics Interchange Format(c) is the Copyright property of CompuServe Incorporated. GIF(sm) is a Service Mark property of CompuServe Incorporated."

Libxml2 LICENSE

Except where otherwise noted in the source code (e.g. the files hash.c, list.c and the trio files, which are covered by a similar licence but with different Copyright notices) all the files are: Copyright (C) 1998-2003 Daniel Veillard. All Rights Reserved. Permission is hereby granted, free of charge, to any person obtaining a copy of this software and associated documentation files (the "Software"), to deal in the Software without restriction, including without limitation the rights to use, copy, modify, merge, publish, distribute, sublicense, and/or sell copies of the Software, and to permit persons to whom the Software is furnished to do so, subject to the following conditions: The above copyright notice and this permission notice shall be included in all copies or substantial portions of the Software.

THE SOFTWARE IS PROVIDED "AS IS", WITHOUT WARRANTY OF ANY KIND, EXPRESS OR IMPLIED, INCLUDING BUT NOT LIMITED TO THE WARRANTIES OF MERCHANTABILITY, FITNESS FOR A PARTICULAR PURPOSE AND NONINFRINGEMENT. IN NO EVENT SHALL THE DANIEL VEILLARD BE LIABLE FOR ANY CLAIM, DAMAGES OR OTHER LIABILITY, WHETHER IN AN ACTION OF CONTRACT, TORT OR OTHERWISE, ARISING FROM, OUT OF OR IN CONNECTION WITH THE SOFTWARE OR THE USE OR OTHER DEALINGS IN THE SOFTWARE.

Except as contained in this notice, the name of Daniel Veillard shall not be used in advertising or otherwise to promote the sale, use or other dealings in this Software without prior written authorization from him.

OpenLDAP LICENSE

The OpenLDAP Public License

Version 2.8, 17 August 2003

Redistribution and use of this software and associated documentation ("Software"), with or without modification, are permitted provided that the following conditions are met:

1. Redistributions in source form must retain copyright statements and notices,
2. Redistributions in binary form must reproduce applicable copyright statements and notices, this list of conditions, and the following disclaimer in the documentation and/or other materials provided with the distribution, and
3. Redistributions must contain a verbatim copy of this document.

The OpenLDAP Foundation may revise this license from time to time. Each revision is distinguished by a version number. You may use this Software under terms of this license revision or under the terms of any subsequent revision of the license.

THIS SOFTWARE IS PROVIDED BY THE OPENLDAP FOUNDATION AND ITS CONTRIBUTORS ``AS IS" AND ANY EXPRESSED OR IMPLIED WARRANTIES, INCLUDING, BUT NOT LIMITED TO, THE IMPLIED WARRANTIES OF MERCHANTABILITY AND FITNESS FOR A PARTICULAR PURPOSE ARE DISCLAIMED. IN NO EVENT SHALL THE OPENLDAP FOUNDATION, ITS CONTRIBUTORS, OR THE AUTHOR(S) OR OWNER(S) OF THE SOFTWARE BE LIABLE FOR ANY DIRECT, INDIRECT, INCIDENTAL, SPECIAL, EXEMPLARY, OR CONSEQUENTIAL DAMAGES (INCLUDING, BUT NOT LIMITED TO, PROCUREMENT OF SUBSTITUTE GOODS OR SERVICES; LOSS OF USE, DATA, OR PROFITS; OR BUSINESS INTERRUPTION) HOWEVER CAUSED AND ON ANY THEORY OF LIABILITY,

WHETHER IN CONTRACT, STRICT LIABILITY, OR TORT (INCLUDING NEGLIGENCE OR OTHERWISE) ARISING IN ANY WAY OUT OF THE USE OF THIS SOFTWARE, EVEN IF ADVISED OF THE POSSIBILITY OF SUCH DAMAGE.

The names of the authors and copyright holders must not be used in advertising or otherwise to promote the sale, use or other dealing in this Software without specific, written prior permission. Title to copyright in this Software shall at all times remain with copyright holders.

OpenLDAP is a registered trademark of the OpenLDAP Foundation.

Copyright 1999-2003 The OpenLDAP Foundation, Redwood City, California, USA. All Rights Reserved. Permission to copy and distribute verbatim copies of this document is granted.

CyrusSASL LICENSE

Copyright (c) 1994-2003 Carnegie Mellon University. All rights reserved.

Redistribution and use in source and binary forms, with or without modification, are permitted provided that the following conditions are met:

1. Redistributions of source code must retain the above copyright notice, this list of conditions and the following disclaimer.
2. Redistributions in binary form must reproduce the above copyright notice, this list of conditions and the following disclaimer in the documentation and/or other materials provided with the distribution.
3. The name "Carnegie Mellon University" must not be used to endorse or promote products derived from this software without prior written permission. For permission or any legal details, please contact

Office of Technology Transfer

Carnegie Mellon University

5000 Forbes Avenue

Pittsburgh, PA 15213-3890

(412) 268-4387, fax: (412) 268-7395

tech-transfer@andrew.cmu.edu

4. Redistributions of any form whatsoever must retain the following acknowledgment:

"This product includes software developed by Computing Services at Carnegie Mellon University (<http://www.cmu.edu/computing/>)."

CARNEGIE MELLON UNIVERSITY DISCLAIMS ALL WARRANTIES WITH REGARD TO THIS SOFTWARE, INCLUDING ALL IMPLIED WARRANTIES OF MERCHANTABILITY AND FITNESS, IN NO EVENT SHALL CARNEGIE MELLON UNIVERSITY BE LIABLE FOR ANY SPECIAL, INDIRECT OR CONSEQUENTIAL DAMAGES OR ANY DAMAGES WHATSOEVER RESULTING FROM LOSS OF USE, DATA OR PROFITS, WHETHER IN AN ACTION OF CONTRACT, NEGLIGENCE OR OTHER TORTIOUS ACTION, ARISING OUT OF OR IN CONNECTION WITH THE USE OR PERFORMANCE OF THIS SOFTWARE.

DotNetZip LICENSE

Copyright © Dino Chiesa 2006 - 2009

Portions Copyright (c) 2006, 2007, 2008, 2009 Dino Chiesa and Microsoft Corporation.

Portions Copyright (c) 2006-2009 Microsoft Corporation. All rights reserved.

Microsoft Public License (Ms-PL)

This license governs use of the DotNetZip library and tools ("the software"). If you use the software, you accept this license. If you do not accept the license, do not use the software.

1. Definitions

The terms "reproduce," "reproduction," "derivative works," and "distribution" have the same meaning here as under U.S. copyright law.

A "contribution" is the original software, or any additions or changes to the software.

A "contributor" is any person that distributes its contribution under this license.

"Licensed patents" are a contributor's patent claims that read directly on its contribution.

2. Grant of Rights

(A) Copyright Grant- Subject to the terms of this license, including the license conditions and limitations in section 3, each contributor grants you a non-exclusive, worldwide, royalty-free copyright license to reproduce its contribution, prepare derivative works of its contribution, and distribute its contribution or any derivative works that you create.

(B) Patent Grant- Subject to the terms of this license, including the license conditions and limitations in section 3, each contributor grants you a non-exclusive, worldwide, royalty-free license under its licensed patents to make, have made, use, sell, offer for sale, import, and/or otherwise dispose of its contribution in the software or derivative works of the contribution in the software.

3. Conditions and Limitations

(A) No Trademark License - This license does not grant you rights to use any contributor's name, logo, or trademarks.

(B) If you bring a patent claim against any contributor over patents that you claim are infringed by the software, your patent license from such contributor to the software ends automatically.

(C) If you distribute any portion of the software, you must retain all copyright, patent, trademark, and attribution notices that are present in the software.

(D) If you distribute any portion of the software in source code form, you may do so only under this license by including a complete copy of this license with your distribution. If you distribute any portion of the software in compiled or object code form, you may only do so under a license that complies with this license.

(E) The software is licensed "as-is." You bear the risk of using it. The contributors give no express warranties, guarantees or conditions. You may have additional consumer rights under your local laws which this license cannot change. To the extent permitted under your local laws, the contributors exclude the implied warranties of merchantability, fitness for a particular purpose and non-infringement.

LibSRTP LICENSE

Copyright (c) 2001-2006 Cisco Systems, Inc. All rights reserved.

Redistribution and use in source and binary forms, with or without modification, are permitted provided that the following conditions are met:

Redistributions of source code must retain the above copyright notice, this list of conditions and the following disclaimer.

Redistributions in binary form must reproduce the above copyright notice, this list of conditions and the following disclaimer in the documentation and/or other materials provided with the distribution.

Neither the name of the Cisco Systems, Inc. nor the names of its contributors may be used to endorse or promote products derived from this software without specific prior written permission.

THIS SOFTWARE IS PROVIDED BY THE COPYRIGHT HOLDERS AND CONTRIBUTORS

"AS IS" AND ANY EXPRESS OR IMPLIED WARRANTIES, INCLUDING, BUT NOT LIMITED TO, THE IMPLIED WARRANTIES OF MERCHANTABILITY AND FITNESS FOR A PARTICULAR PURPOSE ARE DISCLAIMED. IN NO EVENT SHALL THE COPYRIGHT HOLDERS OR CONTRIBUTORS BE LIABLE FOR ANY DIRECT, INDIRECT, INCIDENTAL, SPECIAL, EXEMPLARY, OR CONSEQUENTIAL DAMAGES (INCLUDING, BUT NOT LIMITED TO, PROCUREMENT OF SUBSTITUTE GOODS OR SERVICES; LOSS OF USE, DATA, OR PROFITS; OR BUSINESS INTERRUPTION) HOWEVER CAUSED AND ON ANY THEORY OF LIABILITY, WHETHER IN CONTRACT, STRICT LIABILITY, OR TORT (INCLUDING NEGLIGENCE OR OTHERWISE) ARISING IN ANY WAY OUT OF THE USE OF THIS SOFTWARE, EVEN IF ADVISED OF THE POSSIBILITY OF SUCH DAMAGE.

Log4cxx LICENSE

Apache License

Version 2.0, January 2004

<http://www.apache.org/licenses/>

TERMS AND CONDITIONS FOR USE, REPRODUCTION, AND DISTRIBUTION

1. Definitions. "License" shall mean the terms and conditions for use, reproduction, and distribution as defined by Sections 1 through 9 of this document. "Licensor" shall mean the copyright owner or entity authorized by the copyright owner that is granting the License. "Legal Entity" shall mean the union of the acting entity and all other entities that control, are controlled by, or are under common control with that entity. For the purposes of this definition, "control"

means (i) the power, direct or indirect, to cause the direction or management of such entity, whether by contract or otherwise, or (ii) ownership of fifty percent (50%) or more of the outstanding shares, or (iii) beneficial ownership of such entity. "You" (or "Your") shall mean an individual or Legal Entity exercising permissions granted by this License. "Source" form shall mean the preferred form for making modifications, including but not limited to software source code, documentation source, and configuration files. "Object" form shall mean any form resulting from mechanical transformation or translation of a Source form, including but not limited to compiled object code, generated documentation, and conversions to other media types. "Work" shall mean the work of authorship, whether in Source or Object form, made available under the License, as indicated by a copyright notice that is included in or attached to the work (an example is provided in the Appendix below). "Derivative Works" shall mean any work, whether in Source or Object form, that is based on (or derived from) the Work and for which the editorial revisions, annotations, elaborations, or other modifications represent, as a whole, an original work of authorship. For the purposes of this License, Derivative Works shall not include works that remain separable from, or merely link (or bind by name) to the interfaces of, the Work and Derivative Works thereof. "Contribution" shall mean any work of authorship, including the original version of the Work and any modifications or additions to that Work or Derivative Works thereof, that is intentionally submitted to Licensor for inclusion in the Work by the copyright owner or by an individual or Legal Entity authorized to submit on behalf of the copyright owner. For the purposes of this definition, "submitted" means any form of electronic, verbal, or written communication sent to the Licensor or its representatives, including but not limited to communication on electronic mailing lists, source code control systems, and issue tracking systems that are managed by, or on behalf of, the Licensor for the purpose of discussing and improving the Work, but excluding communication that is conspicuously marked or otherwise designated in writing by the copyright owner as "Not a Contribution." "Contributor" shall mean Licensor and any individual or Legal Entity on behalf of whom a Contribution has been received by Licensor and subsequently incorporated within the Work.

2. Grant of Copyright License. Subject to the terms and conditions of this License, each Contributor hereby grants to You a perpetual, worldwide, non-exclusive, no-charge, royalty-free, irrevocable copyright license to reproduce, prepare Derivative Works of, publicly display, publicly perform, sublicense, and distribute the Work and such Derivative Works in Source or Object form.

3. Grant of Patent License. Subject to the terms and conditions of this License, each Contributor hereby grants to You a perpetual, worldwide, non-exclusive, no-charge, royalty-free, irrevocable (except as stated in this section) patent license to make, have made, use, offer to sell, sell, import, and otherwise transfer the Work, where such license applies only to those patent claims licensable by such Contributor that are necessarily infringed by their Contribution(s) alone or by combination of their Contribution(s) with the Work to which such Contribution(s) was submitted. If You institute patent litigation against any entity (including a cross-claim or counterclaim in a lawsuit) alleging that the Work or a Contribution incorporated within the Work constitutes direct or contributory patent infringement, then any patent licenses granted to You under this License for that Work shall terminate as of the date such litigation is filed.

4. Redistribution. You may reproduce and distribute copies of the Work or Derivative Works thereof in any medium, with or without modifications, and in Source or Object form, provided that You meet the following conditions:

- a. You must give any other recipients of the Work or Derivative Works a copy of this License; and
- b. You must cause any modified files to carry prominent notices stating that You changed the files; and
- c. You must retain, in the Source form of any Derivative Works that You distribute, all copyright, patent, trademark, and attribution notices from the Source form of the Work, excluding those notices that do not pertain to any part of the Derivative Works; and
- d. If the Work includes a "NOTICE" text file as part of its distribution, then any Derivative Works that You distribute must include a readable copy of the attribution notices contained within such NOTICE file, excluding those notices that do not pertain to any part of the Derivative Works, in at least one of the following places: within a NOTICE text file distributed as part of the Derivative Works; within the Source form or documentation, if provided along with the Derivative Works; or, within a display generated by the Derivative Works, if and wherever such third-party notices normally appear. The contents of the NOTICE file are for informational purposes only and do not modify the License. You may add Your own attribution notices within Derivative Works that You distribute, alongside or as an addendum to the NOTICE text from the Work, provided that such additional attribution notices cannot be construed as modifying the License. You may add Your own copyright statement to Your modifications and may provide additional or different license terms and conditions for use, reproduction, or distribution of Your modifications, or for any such Derivative Works as a whole, provided Your use, reproduction, and distribution of the Work otherwise complies with the conditions stated in this License.

5. **Submission of Contributions.** Unless You explicitly state otherwise, any Contribution intentionally submitted for inclusion in the Work by You to the Licensor shall be under the terms and conditions of this License, without any additional terms or conditions. Notwithstanding the above, nothing herein shall supersede or modify the terms of any separate license agreement you may have executed with Licensor regarding such Contributions.
6. **Trademarks.** This License does not grant permission to use the trade names, trademarks, service marks, or product names of the Licensor, except as required for reasonable and customary use in describing the origin of the Work and reproducing the content of the NOTICE file.
7. **Disclaimer of Warranty.** Unless required by applicable law or agreed to in writing, Licensor provides the Work (and each Contributor provides its Contributions) on an "AS IS" BASIS, WITHOUT WARRANTIES OR CONDITIONS OF ANY KIND, either express or implied, including, without limitation, any warranties or conditions of TITLE, NON-INFRINGEMENT, MERCHANTABILITY, or FITNESS FOR A PARTICULAR PURPOSE. You are solely responsible for determining the appropriateness of using or redistributing the Work and assume any risks associated with Your exercise of permissions under this License.
8. **Limitation of Liability.** In no event and under no legal theory, whether in tort (including negligence), contract, or otherwise, unless required by applicable law (such as deliberate and grossly negligent acts) or agreed to in writing, shall any Contributor be liable to You for damages, including any direct, indirect, special, incidental, or consequential damages of any character arising as a result of this License or out of the use or inability to use the Work (including but not limited to damages for loss of goodwill, work stoppage, computer failure or malfunction, or any and all other commercial damages or losses), even if such Contributor has been advised of the possibility of such damages.
9. **Accepting Warranty or Additional Liability.** While redistributing the Work or Derivative Works thereof, You may choose to offer, and charge a fee for, acceptance of support, warranty, indemnity, or other liability obligations and/or rights consistent with this License. However, in accepting such obligations, You may act only on Your own behalf and on Your sole responsibility, not on behalf of any other Contributor, and only if You agree to indemnify, defend, and hold each Contributor harmless for any liability incurred by, or claims asserted against, such Contributor by reason of your accepting any such warranty or additional liability.

END OF TERMS AND CONDITIONS

APPENDIX: How to apply the Apache License to your work.

To apply the Apache License to your work, attach the following boilerplate notice, with the fields enclosed by brackets "[]" replaced with your own identifying information. (Don't include the brackets!) The text should be enclosed in the appropriate comment syntax for the file format. We also recommend that a file or class name and description of purpose be included on the same "printed page" as the copyright notice for easier identification within third-party archives.

Copyright 1999-2005 The Apache Software Foundation

Licensed under the Apache License, Version 2.0 (the "License"); you may not use this file except in compliance with the License. You may obtain a copy of the License at <http://www.apache.org/licenses/LICENSE-2.0>

Unless required by applicable law or agreed to in writing, software distributed under the License is distributed on an "AS IS" BASIS, WITHOUT WARRANTIES OR CONDITIONS OF ANY KIND, either express or implied. See the License for the specific language governing permissions and limitations under the License.

NAudio LICENSE

Copyright (C) 2001-2011 Mark Heath

Portions of this code Copyright (C) 2002-2004 Idael Cardoso.

Microsoft Public License (Ms-PL)

This license governs use of the accompanying software. If you use the software, you accept this license. If you do not accept the license, do not use the software.

1. Definitions

The terms "reproduce," "reproduction," "derivative works," and "distribution" have the same meaning here as under U.S. copyright law.

A "contribution" is the original software, or any additions or changes to the software.

A "contributor" is any person that distributes its contribution under this license.

"Licensed patents" are a contributor's patent claims that read directly on its contribution.

2. Grant of Rights

(A) Copyright Grant- Subject to the terms of this license, including the license conditions and limitations in section 3, each contributor grants you a non-exclusive, worldwide, royalty-free copyright license to reproduce its contribution, prepare derivative works of its contribution, and distribute its contribution or any derivative works that you create.

(B) Patent Grant- Subject to the terms of this license, including the license conditions and limitations in section 3, each contributor grants you a non-exclusive, worldwide, royalty-free license under its licensed patents to make, have made, use, sell, offer for sale, import, and/or otherwise dispose of its contribution in the software or derivative works of the contribution in the software.

3. Conditions and Limitations

(A) No Trademark License- This license does not grant you rights to use any contributors' name, logo, or trademarks.

(B) If you bring a patent claim against any contributor over patents that you claim are infringed by the software, your patent license from such contributor to the software ends automatically.

(C) If you distribute any portion of the software, you must retain all copyright, patent, trademark, and attribution notices that are present in the software.

(D) If you distribute any portion of the software in source code form, you may do so only under this license by including a complete copy of this license with your distribution. If you distribute any portion of the software in compiled or object code form, you may only do so under a license that complies with this license.

(E) The software is licensed "as-is." You bear the risk of using it. The contributors give no express warranties, guarantees or conditions. You may have additional consumer rights under your local laws which this license cannot change. To the extent permitted under your local laws, the contributors exclude the implied warranties of merchantability, fitness for a particular purpose and non-infringement.

SQLite LICENSE

Portions of this file copyright (c) Microsoft Corporation

Get Help

For more information about installing, configuring, and administering Polycom products, refer to Documents and Downloads at [Polycom Support](#).

To find all Polycom partner solutions, see [Polycom Global Strategic Partner Solutions](#).

The Polycom Community

The [Polycom Community](#) gives you access to the latest developer and support information. Participate in discussion forums to share ideas and solve problems with your colleagues. To register with the Polycom Community, create a Polycom online account. When logged in, you can access Polycom support personnel and participate in developer and support forums to find the latest information on hardware, software, and partner solutions topics.

Copyright and Trademark Information

Copyright© 2017, Polycom, Inc. All rights reserved. No part of this document may be reproduced, translated into another language or format, or transmitted in any form or by any means, electronic or mechanical, for any purpose, without the express written permission of Polycom, Inc.

6001 America Center Drive
San Jose, CA 95002
USA

Trademarks Polycom®, the Polycom logo and the names and marks associated with Polycom products are trademarks and/or service marks of Polycom, Inc. and are registered and/or common law marks in the United States and various other countries.



All other trademarks are property of their respective owners. No portion hereof may be reproduced or transmitted in any form or by any means, for any purpose other than the recipient's personal use, without the express written permission of Polycom.

Disclaimer While Polycom uses reasonable efforts to include accurate and up-to-date information in this document, Polycom makes no warranties or representations as to its accuracy. Polycom assumes no liability or responsibility for any typographical or other errors or omissions in the content of this document.

Limitation of Liability Polycom and/or its respective suppliers make no representations about the suitability of the information contained in this document for any purpose. Information is provided "as is" without warranty of any kind and is subject to change without notice. The entire risk arising out of its use remains with the recipient. In no event shall Polycom and/or its respective suppliers be liable for any direct, consequential, incidental, special, punitive or other damages whatsoever (including without limitation, damages for loss of business profits, business interruption, or loss of business information), even if Polycom has been advised of the possibility of such damages.

End User License Agreement BY USING THIS PRODUCT, YOU ARE AGREEING TO THE TERMS OF THE END USER LICENSE AGREEMENT (EULA) AT: <http://documents.polycom.com/indexes/licenses>. IF YOU DO NOT AGREE TO THE TERMS OF THE EULA, DO NOT USE THE PRODUCT, AND YOU MAY RETURN IT IN THE ORIGINAL PACKAGING TO THE SELLER FROM WHOM YOU PURCHASED THE PRODUCT.

Patent Information The accompanying product may be protected by one or more U.S. and foreign patents and/or pending patent applications held by Polycom, Inc.

Open Source Software Used in this Product This product may contain open source software. You may receive the open source software from Polycom up to three (3) years after the distribution date of the applicable product or software at a charge not greater than the cost to Polycom of shipping or distributing the software to you. To receive software information, as well as the open source software code used in this product, contact Polycom by email at OpenSourceVideo@polycom.com.

Customer Feedback We are striving to improve our documentation quality and we appreciate your feedback. Email your opinions and comments to DocumentationFeedback@polycom.com.

Polycom Support Visit the [Polycom Support Center](#) for End User License Agreements, software downloads, product documents, product licenses, troubleshooting tips, service requests, and more.